


MEETING THE NEEDS OF PATIENTS
& SURGEONS
SINCE
ADVANTA
2003
V12



Advanta V12
balloon expandable
covered stent



Advanta V12

balloon expandable covered stent

Right from the start Still going strong

Advanta V12 is the first to market balloon expandable, fully encapsulated stent that has served more than 850,000 patients. Known for its precision and predictability – the versatile Advanta V12 has been meeting the needs of surgeons and patients for 20 years, and is the only durable solution backed by decades of real-world evidence and more than 550 publications.^{1,2}

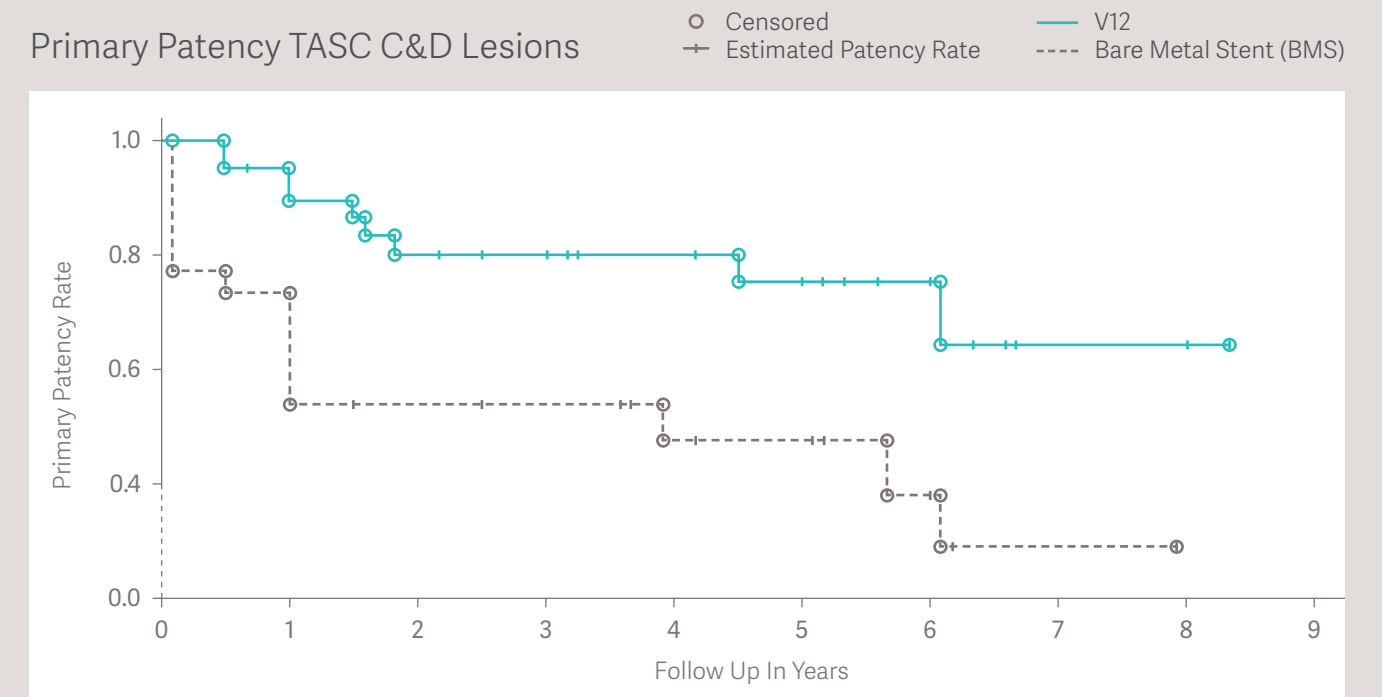


Optimized patient outcomes today, tomorrow and into the future^{3,4,5,6}

- Over 550 publications proving patency stands the test of time¹
- Proven two-fold lower reintervention compared to bare metal stents at 5 years post-procedure³
- Full encapsulation with ePTFE offers an effective barrier to neointimal hyperplasia¹
- 316L stainless steel struts provide necessary radial force for the durability of indicated treatments – adding long-term patency¹

COBEST – randomized multicenter study³

Advanta V12 vs. Bare Metal Stent



Significantly higher patency in complex TASC C&D lesions compared to bare metal stents at 5 years. (p=.003)

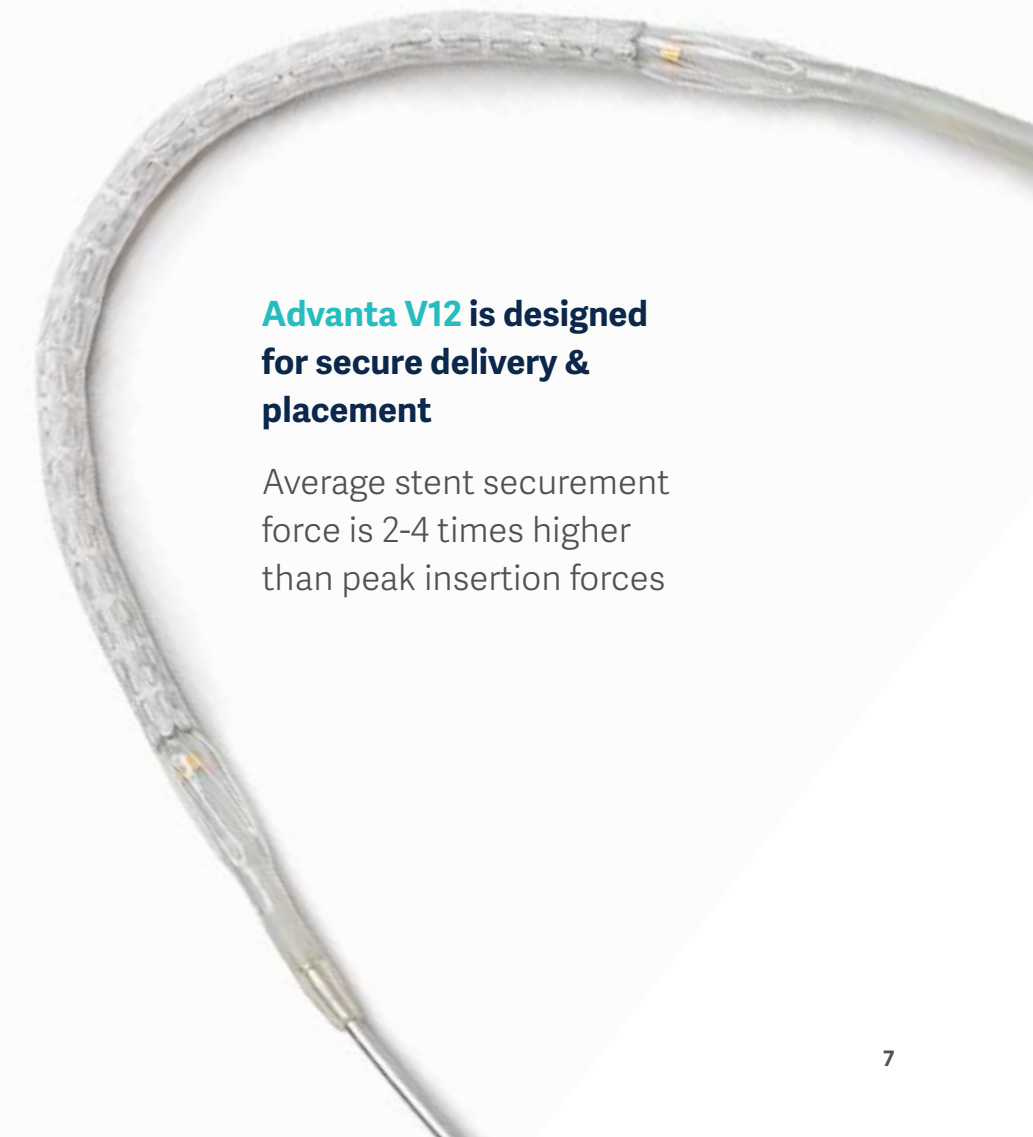


Advanta V12 is **the only** balloon-expandable covered stent to have **long-term, real-world follow-up**, including a reported 5-year primary patency rate of **74.7%**.²



The **predictability** and **precision** you need for covered stent placement

- Low profile, high stent retention force and secure trackability facilitates the stent implantation¹
- 6 French compatible with most common renal sizes¹
- Predictable recoil and foreshortening provides precise deployment¹
- Full encapsulation with ePTFE helps mitigate the risks related to vessel perforation⁷
- Enhanced visibility with radiopaque markers enable accurate stent placement during deployment¹
- Dog-bone inflation design is intended to reduce the chances of embolization⁸



Advanta V12 is designed for secure delivery & placement

Average stent securement force is 2-4 times higher than peak insertion forces

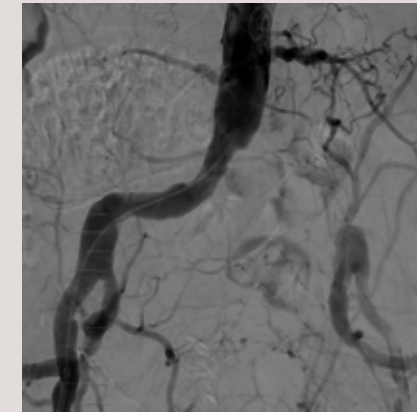
The **versatility** to adapt to different treatment needs, with **flexibility** to conform to the anatomy

- Open-cell stent design provides versatility and flexibility in delivery and placement¹
- Designed for pushability and trackability through tortuous anatomy with conformance to iliac and renal arteries¹
- Able to post-dilate and flare stent: conforming to the anatomy and customizing each patients treatment^{1,9}
- Smooth inner lumen to facilitate the recanalization¹
- Large diameter (12mm) stents with 9 Fr compatibility offers increased treatment options and direct access to aorto-iliac anatomy¹

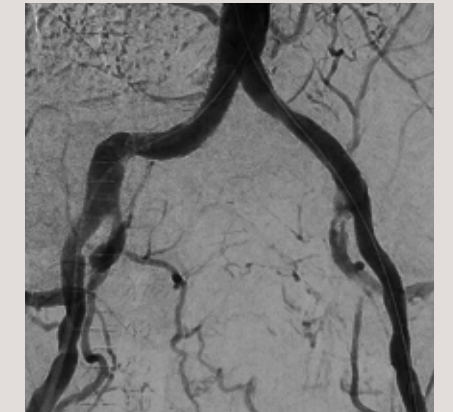


Occlusive disease treatment with Advanta V12

Bilateral iliac artery occlusion

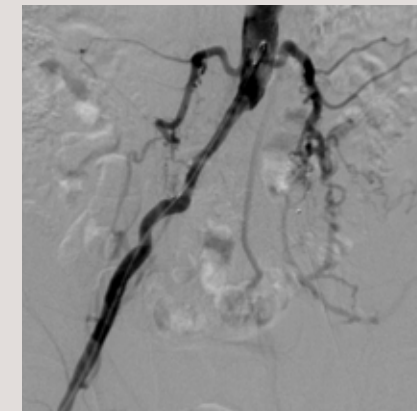


PRE



POST Restoration of the lumen diameter with 10x38 mm Advanta V12 covered stent in RIA; 10x59 and 10x38 mm Advanta V12 covered stents overlapped in LIA.

Bilateral common iliac artery occlusion



PRE



POST Restoration of the lumen diameter with 8x59 mm Advanta V12 covered stents in RIA and LIA.

Renal artery stenosis



PRE



POST Restoration of the lumen diameter with Advanta V12 covered stents in LRA.

RIA - Right Iliac Artery, LIA - Left Iliac Artery, LRA - Left Renal Artery, RRA - Right Renal Artery



Ordering Information

Advanta V12 balloon expandable covered stent

5 - 10 mm Diameter, .035" guidewire

Stent Diameter/Length	Order Number 80 cm Catheter Length	Order Number 120 cm Catheter Length	Foreshortened Length		Introducer Compatibility
			8 ATM Nominal Pressure	12 ATM Rated Burst Pressure	
5 x 16 mm	85340	85350	15.9 mm	15.6 mm	6 Fr
5 x 22 mm	85341	85351	21.3 mm	21.0 mm	6 Fr
5 x 32 mm	85388	85394	32.3 mm	32.3 mm	7 Fr
5 x 38 mm	85320	85330	37.2 mm	37.7 mm	7 Fr
5 x 59 mm	85321	85331	58.6 mm	60.0 mm	7 Fr
6 x 16 mm	85342	85352	15.7 mm	15.1 mm	6 Fr
6 x 22 mm	85343	85353	20.8 mm	20.2 mm	6 Fr
6 x 32 mm	85389	85395	31.7 mm	31.5 mm	7 Fr
6 x 38 mm	85322	85332	36.6 mm	37.0 mm	7 Fr
6 x 59 mm	85323	85333	57.8 mm	58.7 mm	7 Fr
7 x 16 mm	85344	85354	15.0 mm	14.2 mm	7 Fr
7 x 22 mm	85345	85355	20.1 mm	19.4 mm	7 Fr
7 x 32 mm	85390	85396	31.3 mm	31.2 mm	7 Fr
7 x 38 mm	85324	85334	35.8 mm	35.7 mm	7 Fr
7 x 59 mm	85325	85335	57.1 mm	57.5 mm	7 Fr
8 x 32 mm	85391	85397	30.0 mm	29.6 mm	7 Fr
8 x 38 mm	85326	85336	34.7 mm	34.7 mm	7 Fr
8 x 59 mm	85327	85337	56.0 mm	56.5 mm	7 Fr
9 x 32 mm	85392	85398	28.7 mm	29.2 mm	7 Fr
9 x 38 mm	85328	85338	33.7 mm	32.7 mm	7 Fr
9 x 59 mm	85329	85339	54.6 mm	54.0 mm	7 Fr
10 x 38 mm	85360	85364	30.8 mm	30.9 mm	7 Fr
10 x 59 mm	85361	85365	53.3 mm	52.5 mm	7 Fr

12 mm Large Diameter, .035" guidewire


Stent Diameter/Length	Order Number 80 cm Catheter Length	Order Number 120 cm Catheter Length	Foreshortened Length		Introducer Compatibility
			8 ATM Nominal Pressure	12 ATM Rated Burst Pressure	
12 x 29 mm	85370	85379	25.6 mm	25.3 mm	9 Fr
12 x 41 mm	85371	85380	37.6 mm	37.1 mm	9 Fr
12 x 61 mm	85372	85381	58.2 mm	57.6 mm	9 Fr

1. Data on file.
2. Mwipatayi, B.P., et al., A systematic review of covered balloon-expandable stents for treating aorto-iliac occlusive disease. *Journal of Vascular Surgery*, 2020.
3. Mwipatayi BP, Sharma S, Daneshmand A, et al. Durability of the balloon-expandable covered versus bare-metal stents in the Covered versus Balloon Expandable Stent Trial (COBEST) for the treatment of aortoiliac occlusive disease. *J Vasc Surg*. 2016. Jul; 64(1):83-94. Pg 8, paragraph 3. Pg 9, paragraph's 1, 3, 4.
4. Harris W, Lesar C, Sprouse L, et al. Covered stents convey improved performance over bare metal stents for atherosclerotic renal artery stenosis. *J Vasc Surg. May Suppl*. 2013. Pg 1, paragraph 7.
5. Laird, John R., et al. "iCAST balloon-expandable covered stent for iliac artery lesions: 3-year results from the iCARUS multicenter study." *Journal of Vascular and Interventional Radiology* 30.6 (2019): 822-829.
6. Sabri S, Choudhri A, Orgera G, Arslan B, Turba U, Harthun N, Hagspiel K, Matsumoto A, Angle. Outcomes of Covered Kissing Stent Placement Compared with Bare Metal Stent Placement in the Treatment of Atherosclerotic Occlusive Disease at the Aortic Bifurcation *Journal of Vascular and Interventional Radiology*, July 2010, Volume 21, Number 7. Pg 1, paragraph 3.
7. Al-Mukhaini et al., Coronary perforation and covered stents: an update and review; Al-Mukhaini et al., the Official Journal of the Gulf Heart Association; *Heart Views*. 2011 Apr-Jun.
8. Grimme et al.; Polytetrafluoroethylene Covered Stent Placement for Focal Occlusive Disease of the Infrarenal Aorta; *Eur J Vasc Endovasc Surg* (2014).
9. Riet et al.; Three-Dimensional Geometric Analysis of Balloon-Expandable Covered Stents Improves Classification of Complications after Fenestrated Endovascular Aneurysm Repair; *J of Clinical Medicine*.



The Advanta V12 stent is not available in the U.S.

The Advanta V12 balloon expandable covered stent is manufactured by Atrium Medical Corporation

- Getinge, **GETINGE** , and Atrium are trademarks or registered trademarks of Getinge AB, its subsidiaries or affiliates in the United States or other countries • Copyright 2023 Atrium Medical Corp.
- All rights not expressly granted are reserved. • Refer to Instructions for Use for current indications, warnings, contraindications, and precautions. • PN011960 Rev AC 08/2023

Atrium Medical Corporation • 40 Continental Blvd • Merrimack, NH 03054 • USA • +1 603-880-1433

www.getinge.com